


How to measure custom skylights



The CAP self-flashed commercial skylight is built using a one-piece aluminum curb with three seamless vertical corners providing a leak-proof design. It is installed directly to the roof deck for the quickest installation available. It is ideal for all commercial and industrial applications. The following curb heights are available: 4", 6", 9", 12" and 16".

The CM curb mounted commercial skylight is welded using a 6063 extruded aluminum retaining angle and an extruded aluminum inner frame providing a leak-proof design. It is installed directly on a site built or prefabricated curbs. It is ideal for all commercial and industrial applications.

The CMA maintenance free skylight is ideal in commercial and industrial applications where an aesthetically pleasing skylight is important and when a glass skylight is unavailable. It comes standard with a neutral gray finished frame and maintenance free PVC interior to provide a clean, finished look to any space. It is installed directly on a site built or prefabricated curbs. It also comes with a full thermal break for maximum energy efficiency and is available in standard and custom sizes. Available in acrylic dome style only.

Warranty: The CAP, CM and CMA all have a 10-year warranty against the acrylic yellowing over time, 5-year warranty against polycarbonate yellowing, and 5-years on the skylight.

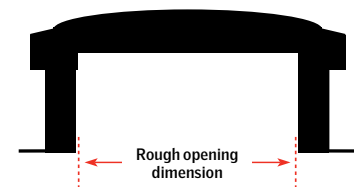
Sizes: The CM, CMA and CAP can be sized up to 102" wide x 150" long in 1/4" increments in dome style. **NOTE: Maximum outside curb size for hip & ridge style is limited to 96" wide x 144" long and maximum size available for pyramid style is 98" x 98". Shipping cost can increase significantly for skylights larger than 95".**

Availability: The CAP, CM and CMA (20 unit orders or less) come with a 15 business day lead time to the dealer.

Glazing options: The CAP, CM and CMA all come with clear over clear acrylic, clear over white acrylic, white over clear acrylic, bronze over clear acrylic, polycarbonate over clear acrylic and polycarbonate over white acrylic.

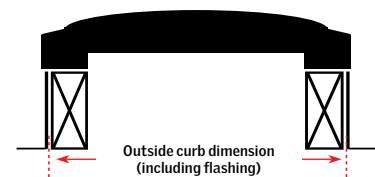
Fall protection: For applications where fall protection screens are specified, VELUX offers a unique screen system that provides fall protection without damaging your skylights. In addition, CAP and CM skylights with O4D clear/clear and O4F white/clear acrylic meet the OSHA fall protection testing without screens. Please call to get all the details.

How to order a custom sized acrylic CAP



Rough opening dimension:
 Width: _____ Height: _____
 Style (dome, hip or ridge/pyramid): _____
 Curb height (4", 6", 9", 12" or 16"): _____
 Outer dome (clear, white, bronze, polycarbonate clear): _____
 Inner dome (clear or white): _____
 Quantity: _____

How to order a custom sized acrylic CM/CMA



Note: The actual inside of our frame will measure 1/2" larger than given dimensions.

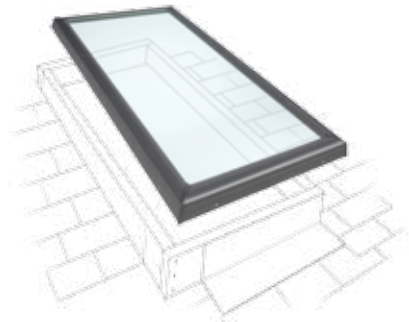
Outside curb dimension (including roofing and flashing material):
 Width: _____ Height: _____
 Style (dome, hip or ridge/pyramid): _____
 Outer dome (clear, white, bronze, polycarbonate clear): _____
 Inner dome (clear or white): _____
 Quantity: _____

Fixed curb mounted skylights (FCM)

Our fixed curb mounted skylights are ideal for all residential and commercial applications. Our LoE3 glass reduces heat gain by 64% compared to ordinary glass and 35% compared with LoE2 glass.

Warranty: 10-year warranty on the skylight and 20-years on the glass.

Sizes: Until now our maximum FCM custom skylight clearance length was 72". We have now expanded this to 76½". The maximum clearance width remains at 50¾". This means that any custom FCM size can be ordered between 18¾"(14½" inside curb / 17½" outside curb) and 50⅝" width (46½" inside curb, 49½" outside curb) and between 18¾" – 76½" (72⅜" inside curb, 75⅜" outside curb).





Availability:

Standard sizes: Lead times on standard sizes are 3 to 5 business days.

Custom sizes: Lead times on custom skylights are 6 production working days plus transportation time (**Note: sizes larger than 72" - 10 production days plus transportation time**).

Glazing options: Clear tempered, clear laminated, white laminated.

How to order a custom sized glass FCM



Maximum skylight clearance (including roofing and flashing material):
 Width: _____ Height: _____
 Note: We require maximum skylight clearance dimensions in 1/4" increments for width and height. It's good to add 1/4" or 1/2" to your outside curb dimension to insure a good fit.
 Glass type (clear tempered, clear laminated, white laminated): _____
 Quantity: _____