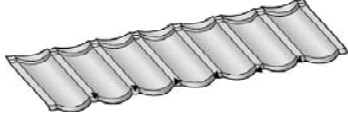











Project Name:

Date:

Description	Profile	Color	Calculations	Total
(A) DECRA Tile 20 panels per square 14-1/2" exposure stone coated			Squares x 20 = Panels	
(A) DECRA Shingle Plus 20 panels per square 14-1/2" exposure stone coated			Squares x 20 = Panels	
(A) DECRA Shake 22.4 panels per square 12-5/8" exposure stone coated			Squares x 22.4 = Panels	
(B) ① Tile Hip & Ridge ② Shingle Plus Hip & Ridge ③ Shake Hip & Ridge As needed for hip, ridge & rake / gable stone coated	 14-1/2" exposure 14-1/2" exposure 12-5/8" exposure		Linear Feet ÷ Exposure = Pieces	
(C) 3.5" Fascia Metal (Eave) Flashing 5" Fascia Metal (Eave) Flashing stone coated	 6'6" Length		Linear Feet ÷ 6.4 = Pieces	
(D) Side Flashing Roof-to-Wall Counter Flashing stone coated	 6'6" Length		Linear Feet ÷ 6.4 = Pieces (When estimating account for overlap)	
Tile End Cap Shingle Plus End Cap Shake End Cap stone coated	 Tile Shingle Plus Shake		As needed for closure at hip & rake / gable	
Flat Sheet 16" x 54" stone coated				
Underpan Panel Width x 24" (Use with Non-Lead Pipe Jacks)	 Tile Shingle Plus Shake	n/a	1 per Roof Penetration	
Valley Metal "W" Style Valley 10' Galvanized	 Sourced locally	n/a	(When estimating account for overlap)	
Climaseal Coated Screws* 1/4" Hex x 1-1/2"	500 pc / bag 4 bags / box		1 Bag Per 4 Squares**	
Panel Nails 8d Super Black (Full Head)	50# box 21° Strip 5000 nails	BLACK	1 Box Per 35-40 Squares	
2x2 Timber Battens (Non-Treated)	100 Linear Feet per Square on Tile & Shingle Plus 110 Linear Feet per Square on Shake	n/a		
1x4 Counter Battens	60 Linear Feet per Square (Use when roofing "over" irregular existing materials)	n/a		

Available colors:

(Tile) Arctic Blue, Charcoal, Coffee Brown, Garnet, Granite, Mist Grey, Sea Green, Shadowood, Teak, Terracotta, Weathered Timber

(Shake) Charcoal, Coffee Brown, Granite, Mist Grey, Sea Green, Shadowood, Teak, Weathered Timber

(Shingle Plus) Canyon Brown, Fawn Grey, Midnight Eclipse, Vintage Slate, Woodland Green

***RECOMMENDED FOR HIGH WIND AND FREEZE/THAW AREAS. CONSULT LOCAL BUILDING CODES.**

****HIGH WIND AREAS REQUIRE ADDITIONAL FASTENERS.**

COPPER AND LEAD ACCESSORIES ARE NOT TO BE USED DUE TO DISSIMILAR METAL REACTION.

Measuring DECRA Stone Coated Steel Tile, Shake & Shingle Plus

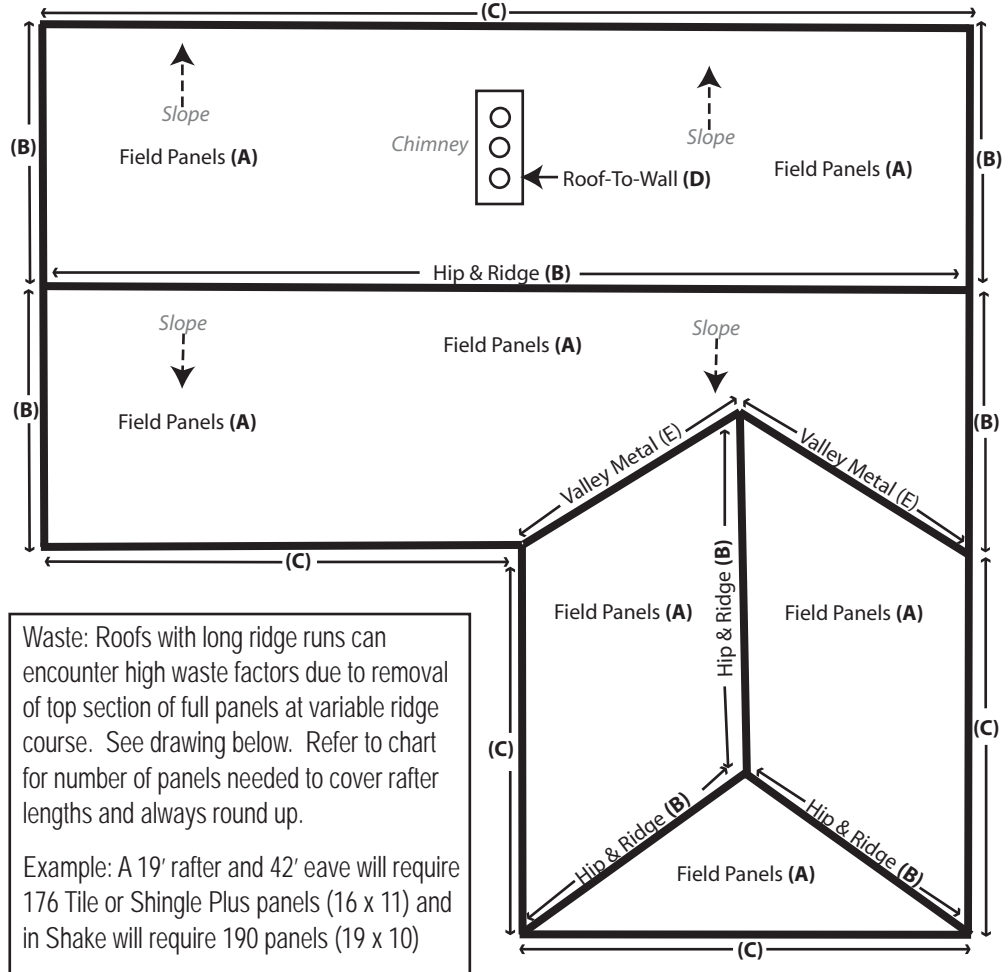
- (A) Field Panels
(8-12% waste)
Tile and Shingle Plus
20 panels per square
Shake
22.4 panels per square

- (B) Hip & Ridge (hip, ridge, rake/gable)
Tile Hip & Ridge (barrels)
14-1/2" exposure
Shingle Plus Hip & Ridge
14-1/2" exposure
Shake Hip & Ridge
12-5/8" exposure

- (C) Fascia Metal (Eave) Flashing
3.5" vertical face (tear off or new)
5" vertical face (roof over)

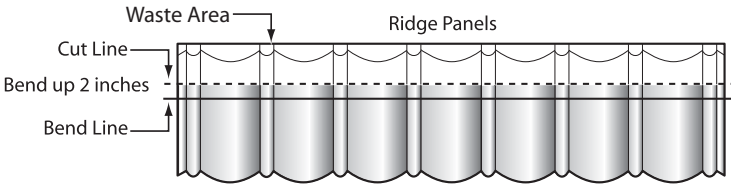
- (D) Side Flashing
4" Face, "Z" Bar counter flashing

- (E) Valley Metal, 10' lengths
Minimum 7-1/2" wide and
3/4" upturn at edge



Waste: Roofs with long ridge runs can encounter high waste factors due to removal of top section of full panels at variable ridge course. See drawing below. Refer to chart for number of panels needed to cover rafter lengths and always round up.

Example: A 19' rafter and 42' eave will require 176 Tile or Shingle Plus panels (16 x 11) and in Shake will require 190 panels (19 x 10)



- ✓ Tin Snips ✓ Tape Measure ✓ Nail Gun
- ✓ Circular Saw ✓ Screw Gun ✓ Polyurethane Sealant
- ✓ Galvanized Pipe Jacks (No Lead) ✓ Touch-Up Kits
- ✓ Batten Fasteners (16d Nails or 3-1/2" Screws)
- ✓ Observe Local Code Requirements

Panels Needed

Tile & Shingle Plus		Shake	
Rafter Length	Eave Length	Rafter Length	Eave Length
1' 2"	1 4' 2"	12.5"	1 4' 3"
2' 4.5"	2 8' 4"	2' 1"	2 8' 6"
3' 7"	3 12' 6"	3' 1.75"	3 12' 9"
4' 9.5"	4 16' 8"	4' 2.25"	4 17"
6'	5 20' 10"	5' 3"	5 21' 3"
7' 2.5"	6 25'	6' 3.5"	6 25' 6"
8' 5"	7 29' 2"	7' 4"	7 29' 9"
9' 7.5"	8 33' 4"	8' 4.75"	8 34'
10' 10"	9 37' 6"	9' 5.5"	9 38' 3"
12'	10 41' 8"	10' 6"	10 42' 6"
13' 3"	11 45' 10"	11' 6"	11 46' 9"
14' 5.5"	12 50'	12' 7.25"	12 51'
15' 8"	13 54' 2"	13' 8"	13 55' 3"
16' 10.5"	14 58' 4"	14' 8.5"	14 59' 6"
18'	15 62' 6"	15' 9"	15 63' 9"
19' 3.5"	16 66' 8"	16' 9.75"	16 68'
20' 6"	17 70' 10"	17' 10.5"	17 72' 3"
21' 8.5"	18 75'	18' 11"	18 76' 6"
22' 11"	19 79' 2"	19' 11.75"	19 80' 9"
24' 1.5"	20 83' 4"	21'	20 85'

Use as guide only

Cutter	Combined Bender	Batten Spacers
Tile, Shake & Shingle Plus	Tile, Shake & Shingle Plus	14-1/2" or 12-5/8"
Weight 75 lbs	Weight 75 lbs	3 lbs/each

For Installation Questions Call
DECRA Roofing Systems at 800-258-9740