












Project Name:

Date:

| Description | Profile | Color | Calculations | Total |
|---|--|-------|---|-------|
| (A) DECRA Shingle Plus 20 panels per square 14-1/2" exposure stone coated |  | | Squares x 20 = Panels | |
| (B1) Shingle Plus Hip & Ridge (1) As needed for hip, ridge & rake / gable stone coated |  14-1/2" exposure 12-5/8" exposure | | Linear Feet x 12 ÷ Exposure = Pieces | |
| (B2) Shingle Rake/Gable Channel For use along rakes/gables in place of Shingle Plus Hip & Ridge pieces stone coated |  6'6" Length | | Linear Feet ÷ 6.4 = Pieces | |
| (C) 3.5" Fascia Metal (Eave) Flashing stone coated |  6'6" Length | | Linear Feet ÷ 6.4 = Pieces (Use 6.33 on a large job) | |
| (D) Side Flashing Roof-to-Wall Counter Flashing stone coated |  6'6" Length | | Linear Feet ÷ 6.4 = Pieces (When estimating account for overlap) | |
| Shingle Plus End Cap stone coated |  | | As needed for closure at hip & rake / gable with Hip & Ridge Pieces (B1) | |
| Flat Sheet 16" x 54" stone coated |  | | | |
| Underpan Panel Width x 24" (Use with Non-Lead Pipe Jacks) aluminum-zinc alloy coated steel |  Shingle Plus | n/a | 1 per Roof Penetration | |
| Shingle Valley requires Shingle Valley Cap |  6'6" Length | n/a | Linear Feet of Valley ÷ 6 = Pieces Needed (Allow for 6" Overlap) | |
| Valley Cap stone coated |  6'6" Length | | = Total Linear Feet of Valley (no overlap) | |
| Valley Metal 10' Galvanized (Alternative Valley) |  Sourced locally | n/a | (When estimating account for overlap) | |
| Color Coordinated Corrosion Resistant Screws* 1/4" Hex x 1-1/2" | 500 pc / bag 4 bags / box | | 1 Bag Per 2 Squares** | |
| Touch Up Kit | Bag of stone chip & bottle of acrylic base coat (Use to touch up pipe or vent penetrations, transitions, and panels) | | | |

Available colors: Canyon Brown, Fawn Grey, Midnight Eclipse, Vintage Slate, Woodland Green

***CONSULT LOCAL BUILDING CODES. HIGH WIND AREAS REQUIRE ADDITIONAL FASTENERS.**

****NON COLORED SCREWS CAN BE USED TO FASTEN PANELS TO DECK.**

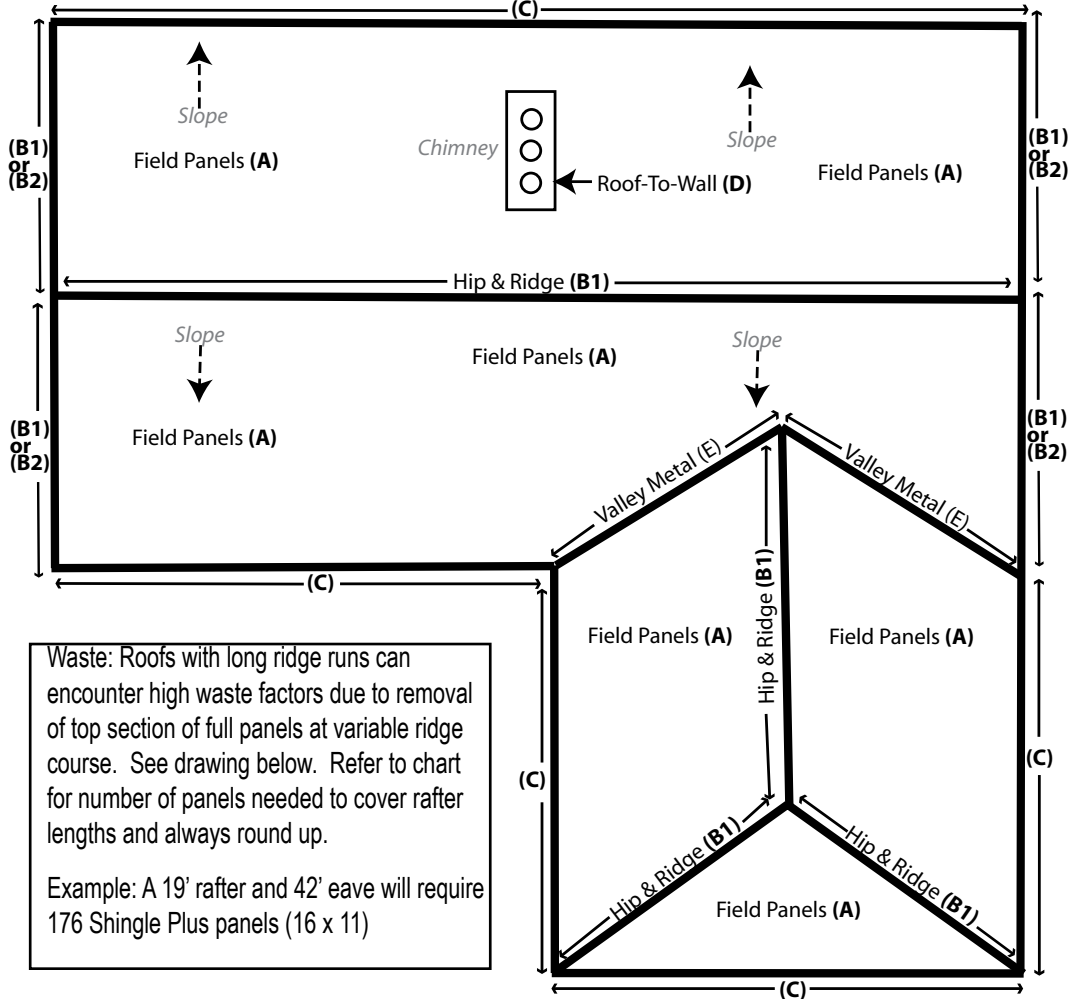
COPPER AND LEAD ACCESSORIES ARE NOT TO BE USED DUE TO DISSIMILAR METAL REACTION.

This estimate is provided in good faith and should not be assumed to reflect the exact components required to roof this plan.

DECRA Roofing Systems will not be held liable for the accuracy of this estimate.

Measuring DECRA Stone Coated Steel Shingle Plus without Battens

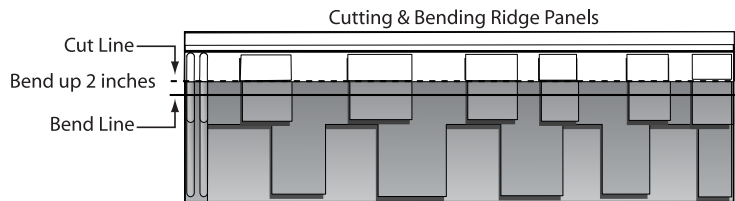
- (A) Field Panels**
(8-12% waste)
Shingle Plus
20 panels per square
- (B1) Hip & Ridge (hip, ridge, rake/gable)**
Shingle Plus Hip & Ridge
14-1/2" exposure
- (B2) Rake/Gable (Option)**
(For use with Shingle Plus on rake/gable)
- (C) Fascia Metal (Eave) Flashing**
3.5" vertical face
- (D) Side Flashing**
4" Face, "Z" Bar counter flashing
- (E) Valley**
Valley Metal (Sourced Locally)
10' lengths
Minimum 16" total width
(For use with Shingle Plus)



Waste: Roofs with long ridge runs can encounter high waste factors due to removal of top section of full panels at variable ridge course. See drawing below. Refer to chart for number of panels needed to cover rafter lengths and always round up.

Example: A 19' rafter and 42' eave will require 176 Shingle Plus panels (16 x 11)

Panels Needed



- ✓ Tin Snips
- ✓ Tape Measure
- ✓ Local Code Requirements
- ✓ Circular Saw
- ✓ Screw Gun
- ✓ Polyurethane Sealant
- ✓ Galvanized Pipe Jacks (No Lead)
- ✓ Hand Seamer
- ✓ Battens for starter and to secure Hip & Ridge

Shingle Plus

| Rafter Length | Eave Length |
|---------------|-------------|
| 1' 2" | 1 4' 2" |
| 2' 4.5" | 2 8' 4" |
| 3' 7" | 3 12' 6" |
| 4' 9.5" | 4 16' 8" |
| 6' | 5 20' 10" |
| 7' 2.5" | 6 25' |
| 8' 5" | 7 29' 2" |
| 9' 7.5" | 8 33' 4" |
| 10' 10" | 9 37' 6" |
| 12' | 10 41' 8" |
| 13' 3" | 11 45' 10" |
| 14' 5.5" | 12 50' |
| 15' 8" | 13 54' 2" |
| 16' 10.5" | 14 58' 4" |
| 18" | 15 62' 6" |
| 19' 3.5" | 16 66' 8" |
| 20' 6" | 17 70' 10" |
| 21' 8.5" | 18 75' |
| 22' 11" | 19 79' 2" |
| 24' 1.5" | 20 83' 4" |

Use as guide only

| Cutter | Combined Bender |
|---|--|
| | |
| Tile, Shake & Shingle Plus Weight 75 lbs | Tile, Shake & Shingle Plus Weight 150 lbs |

For Installation Questions Call
DECRA Roofing Systems at 800-258-9740